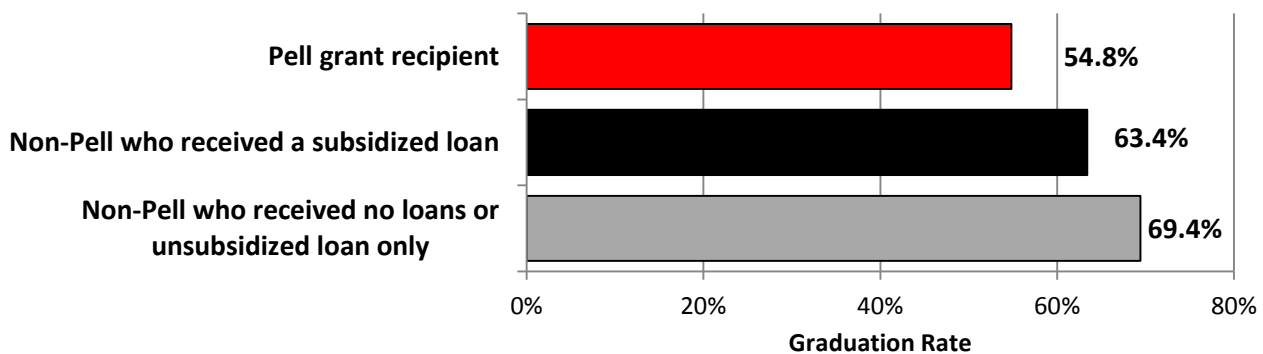


University of Cincinnati - Uptown Campus Graduation Rates within 150% of Normal Time to Completion Cohort Year 2008

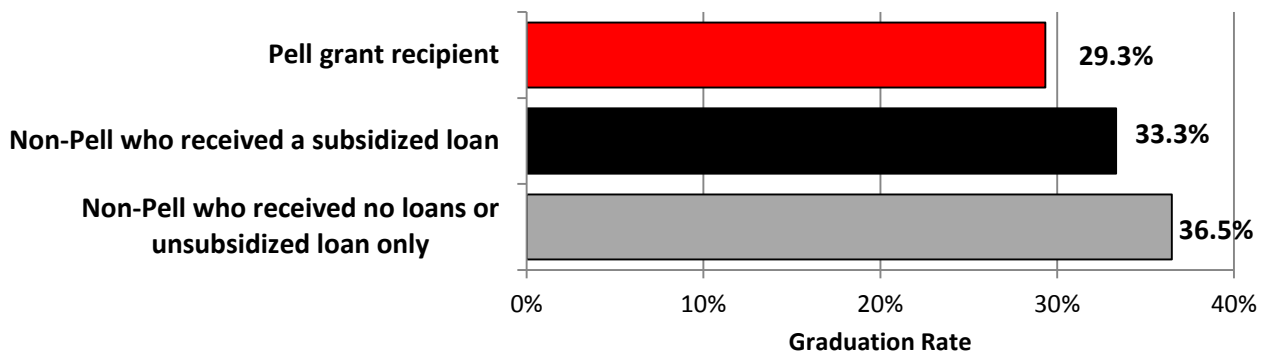
Baccalaureate Degree-Seeking Undergraduates

	Revised cohort	Total exclusions	Total completers within 150%	Graduation rate
Financial Aid Received				
Pell grant recipient	531	2	290	54.8%
Non-Pell who received a subsidized loan	887	2	561	63.4%
Non-Pell who received no loans or unsubsidized loan only	1,726	3	1,196	69.4%
Total	3,144	7	2,047	65.3%



Associate Degree-Seeking Undergraduates*

	Revised cohort	Total exclusions	Total completers within 150%	Graduation rate
Financial Aid Received				
Pell grant recipient	267	1	78	29.3%
Non-Pell who received a subsidized loan	160	1	53	33.3%
Non-Pell who received no loans or unsubsidized loan only	244		89	36.5%
Total	671	2	220	32.9%

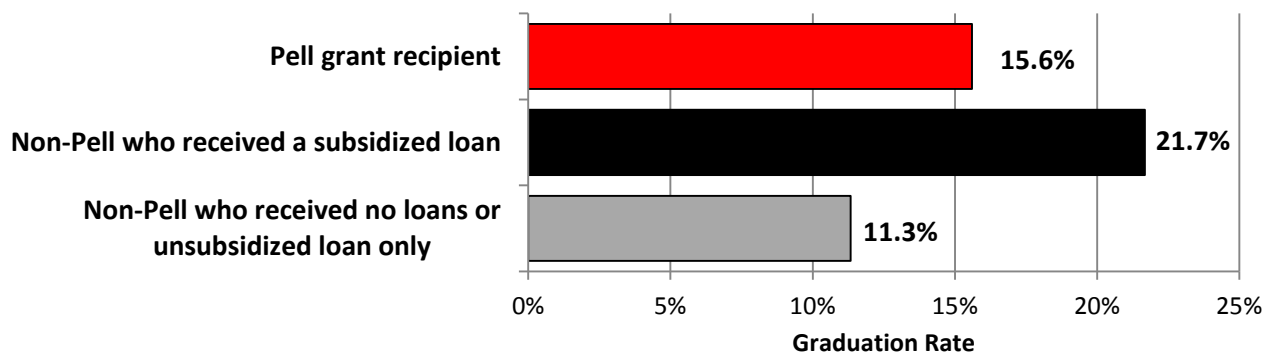


*Includes undergraduate certificate-seeking students.

**University of Cincinnati - Regional Campuses
 Graduation Rates within 150% of Normal Time to Completion
 Cohort Year 2011 - Associates Degree-Seeking***

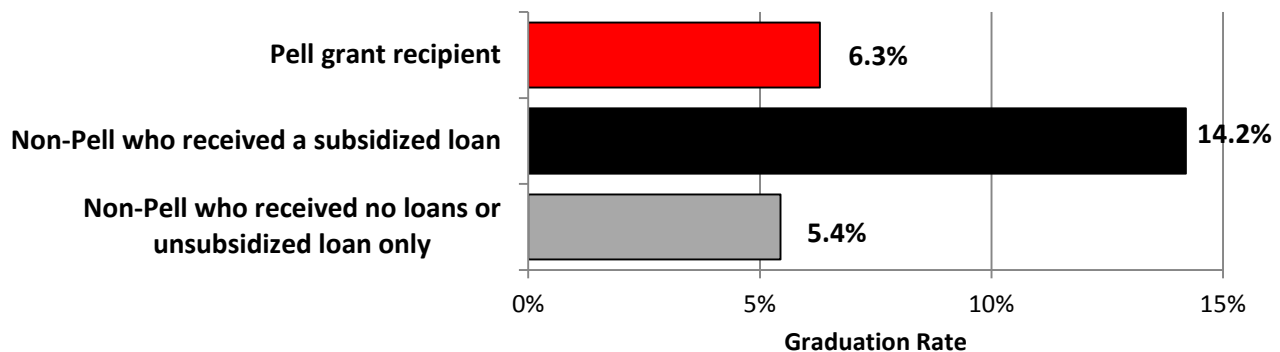
Clermont College

	Revised cohort	Total exclusions	Total completers within 150%	Graduation rate
Financial Aid Received				
Pell grant recipient	109		17	15.6%
Non-Pell who received a subsidized loan	226		49	21.7%
Non-Pell who received no loans or unsubsidized loan only	397		45	11.3%
Total	732	0	111	15.2%



UC Blue Ash College

	Revised cohort	Total exclusions	Total completers within 150%	Graduation rate
Financial Aid Received				
Pell grant recipient	143		9	6.3%
Non-Pell who received a subsidized loan	324		46	14.2%
Non-Pell who received no loans or unsubsidized loan only	459		25	5.4%
Total	926	0	80	8.6%



*Includes undergraduate certificate-seeking students.